



Destinata School
Creative Arts
Grade 9
Term 2
June Examination 2019

Examiner: Me. A Swanepoel

Moderator: Me. E Jordaan

Total: 50

Time: 60 Min


Name: _____ Grade 9 _____

Date: _____

Instructions:

- Read the instructions carefully before answering the questions.
- Answer all the questions on the question paper.
- Write neatly and legible.
- You will need colour pencils for section C.
- No Tipp-Ex is allowed.
- Good Luck!

Level 1	Level 2	Level 3	Level 4	Level 5	Level 6	Level 7
0-29%	30-39%	40-49%	50-59%	60-69%	70-79%	80-100%



Question	Question Mark	Learner's mark
	Section A	
Question 1	5	
Question 2	5	
	Section B	
Question 3	11	
Question 4	5	
Question 5	14	
	Section C	
Question 6	10	
Total	50	

Section A – Short Questions

Question 1

Use your knowledge of verbal characterisation and complete the sentence below. Use the words given in the block below.

Pitch	Pauses	Emphasis
Pace	Volume	Tone

- 1.1 _____ refers to how fast or slow you speak. (1)
- 1.2 The character can ensure that certain words stand out by using _____. (1)
- 1.3 _____ is how deep or high your voice is. (1)
- 1.4 _____ is how loudly or softly a character speaks. (1)
- 1.5 When a character uses a lot of _____, it means that they stop and think about things. (1)

[5]

Question 2

Are the following statements **TRUE** or **FALSE**?

- 2.1 Pauses in a poem or drama can be used to create a dramatic effect. (1)

- 2.2 You can use an accent to show the nationality of characters to the audience. (1)

- 2.3 Characters that are angry, will speak fast in a soft voice. (1)

- 2.4 Stereotyping can lead to discriminating against people. (1)

- 2.5 Portraiture is to paint a picture of nature. (1)

[5]

[10]

Section B – Drama

Question 3

3.1 Name and discuss the three types of conflict you can find in a play. Give an example by each of the conflicts. (9)

1) _____

2) _____

3) _____

3.2 Explain the term “monologue”. (2)

[11]

Question 4

4.1 Name the five elements of drama. (5)

1. _____

2. _____

3. _____

4. _____

5. _____





[5]

[16]

Section C – Visual Arts

Question 5

Match the painting in Column A to the correct description in Column B. Write only the correct letter next to the number below. (4)

	COLUMN A		COLUMN B
5.1		A	Picasso's, <i>Portrait of Dora Maar</i> , painted in 1937.
5.2		B	<i>The Mona Lisa</i> , painted by Leonardo da Vinci in 1400.
5.3		C	Vincent van Gogh painted a portrait of his doctor, <i>Portrait of Dr Gachet</i> , 1890.
5.4		D	Rembrandt paints himself as a young man in 1634.

5.1 _____

5.2 _____

5.3 _____

5.4 _____

5.2 Name and discuss the five arts elements.

(10)

1) _____

2) _____

3) _____

4) _____

5) _____

[14]

Question 6

Write the word FRUIT decoratively in the block on the next page. Use coloring pencils to brighten your design. Use all the design principles. Be creative! Pay attention to the background.

Remember to do your planning! Read the assessment rubric. (30÷3=10)

ASSESSMENT RUBRIC:	1	2	3	4	5
The writing of the word is decorative and interesting.					
The word is correctly placed in the block.					
The word is easily readable and attention is given to the background.					
The task is correctly completed and finished off.					
The learner planned where and how to write the word.					
The learner used a creative font, patterns and motifs.					

Practical Work:

A large empty rectangular box with a black border, intended for students to write their practical work. It occupies most of the page's width and height.

[10]

Total : [50]